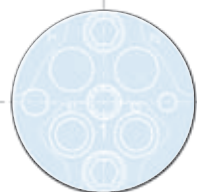
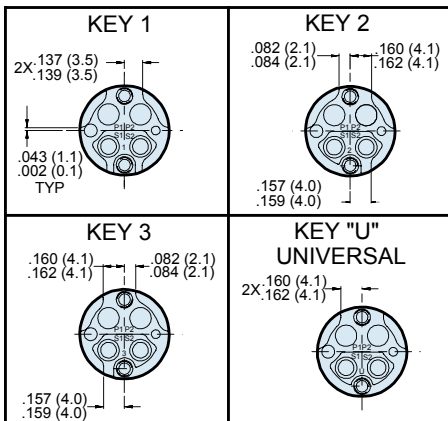
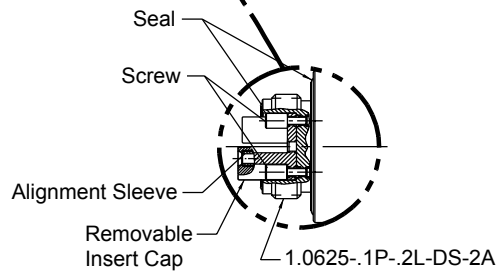
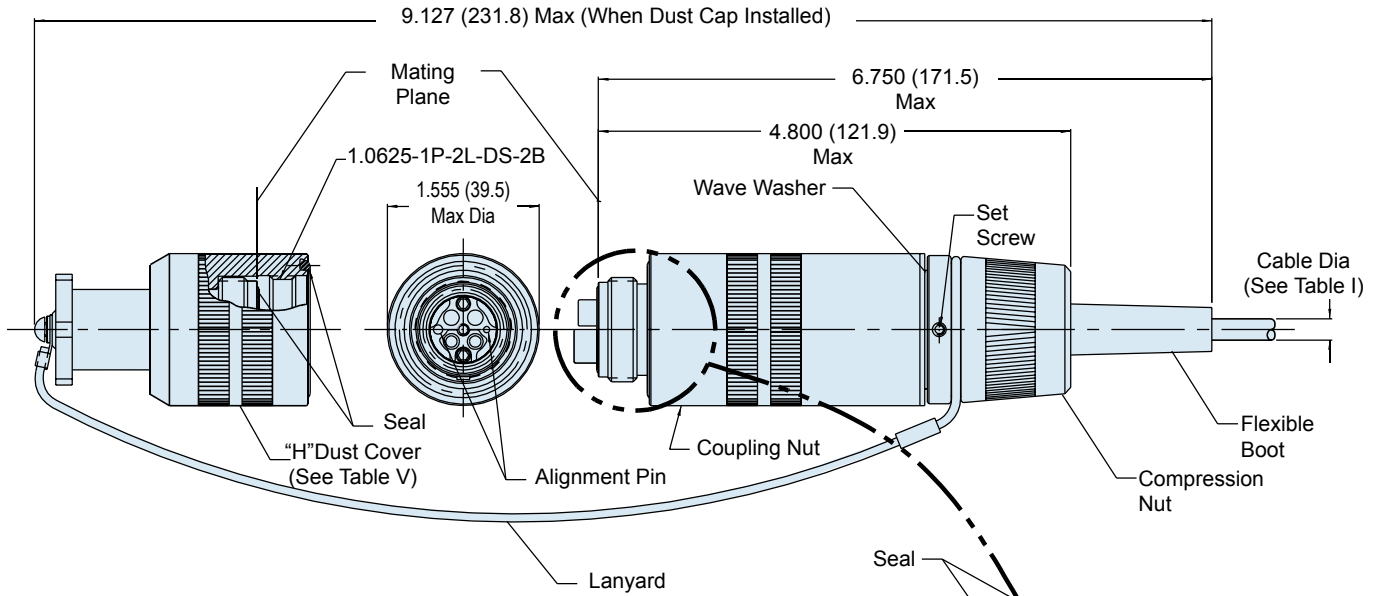
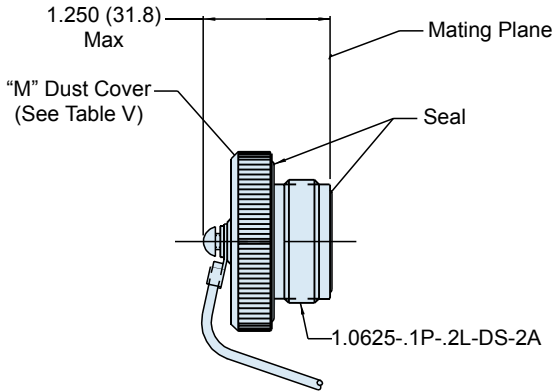


180-116 M83526/16 Style GFOCA Plug Connector 4 Channel Hermaphroditic with Optional Dust Cover

180-116-01-A-1-M-H

- Product Series
- Basic Number
- Cable Diameter Configuration (Table I)
- Termini Ferrule I.D. (Table II)
- Insert Cap Key Configuration (Table III)
- Alignment Sleeve Style (Table IV)
- Dust Cover Configuration (Table V)



**REMOVABLE INSERT CAP
KEY 1 SHOWN**

180-116
M83526/16 Style GFOCA Plug Connector
4 Channel Hermaphroditic with Optional Dust Cover



TABLE I: CABLE DIAMETER		
Dash No.	Cable Dia	
	Inch	Millimeter
01	.190 - .239	4.83 - 6.07
02	.240 - .279	6.10 - 7.09
03	.280 - .315	7.11 - 8.00
04	.316 - .346	8.03 - 8.79
05	.347 - .379	8.81 - 9.63
06	.380 - .423	9.65 - 10.74
07	.424 - .465	10.77 - 11.81

TABLE II: TERMINI FERRULE I.D.		
Dash Sym	Ferrule I.D.	
	Max (mm)	Min (mm)
A	.1270	.1260
B	.1280	.1270
C	.1430	.1420
D	.2340	.2300
W	No Termini Supplied	

TABLE III: INSERT CAP KEY CONFIGURATION	
Dash No.	Configuration
1	1
2	2
3	3
4	U

TABLE IV: ALIGNMENT SLEEVE CONFIGURATION	
Dash Sym	Configuration
M	Solid
S	Split
N	None

TABLE V: DUST COVER CONFIGURATION	
Dash Sym	Configuration
H	Hermaphroditic
M	Male
N	None

APPLICATION NOTES

- | | |
|--|---|
| <p>1. Assembly identified with manufacturer's name and P/N, space permitting.</p> <p>2. Glenair 180-116 Connector Features:</p> <p style="margin-left: 20px;">A. Plug Barrel, Shell, Coupling Nut, Backshell, Removable Insert Cap - Al Alloy</p> <p style="margin-left: 20px;">B. Lanyard: Coated Stainless Steel Cable</p> | <p>C. Misc. Hardware: Stainless Steel/Passivated</p> <p>D. Termini: See 181-050 (Page F-3)</p> <p>E. Operating & Transit Temperature range: -65°C to +160°C
storage temperature range: -70°C to +185°C</p> <p>3. Metric dimensions (mm) are indicated in parentheses.</p> |
|--|---|